



THE PUNJAB STATE COOPERATIVE SUPPLY AND MARKETING FEDERATION LTD., CHANDIGARH
BALANCE SHEET AS AT 31st MARCH, 2022


	Notes	Amount in Rs.	
		As at 31.03.2022	As at 31.03.2021
I. EQUITY AND LIABILITIES			
Shareholders Funds			
Share Capital		2006,11,650	2006,11,650
Reserves & Surplus		28074,24,978	28074,24,978
Profit & Loss Appropriation A/c			
- Previous Years Accumulated losses	-29108130081		-27705473421
- Net Loss during the Current year	-665092397	(297732,22,478)	(291081,30,081)
Non-Current Liabilities			
Long-Term Borrowings		701084,71,250	701089,77,273
Deferred Tax Liabilities (Net) (see Note 26 Para 1.11)		-	-
Other Long Term Liabilities		10027,18,114	9892,73,396
Long Term Provisions		29910,76,690	21988,00,560
Current Liabilities			
Short - Term Borrowings		23954,80,113	52900,85,147
Trade Payables		46264,87,968	45842,59,926
Other Current Liabilities		1103817,10,780	1345000,75,714
Short - Term Provisions		395,20,717	393,70,492
	Total Rs.	1647802,79,782	1916107,49,055
II. ASSETS			
Non-Current Assets			
Fixed Assets			
Tangible Assets			
Capital Work-in-Progress		13026,81,017	11929,31,871
		110,41,301	3,52,297
Non-Current Investments			
Deferred Tax Assets (Net) (see Note 26 Para 1.11)		1221,88,700	1221,88,700
		-	-
Long Term Loans and Advances		360,52,079	393,94,494
Other Non-Current Assets		52,09,404	25,00,671
Current Assets			
Inventories		590960,34,747	926940,62,721
Trade Receivables		393901,53,351	343305,37,754
Cash and Cash Equivalents		1568,96,450	1895,71,640
Short-Term Loans and Advances		151,96,089	108,73,474
Other Current Assets		646448,26,644	630283,35,433
	Total Rs.	1647802,79,782	1916107,49,055


Significant Accounting policies

The accompanying notes are an integral part of the Financial Statements.



 (Prem Lata Sharma)
 Sr.Accounts Officer(G)


 (Anita Singla)
 Dy. Chief Accounts officer(G)


 (Pankaj Kansal)
 Chief Accounts Officer


 (Ramvir, IAS)
 Managing Director

As per our Report of even date.
 For Vinod Singhal & Co. LLP
 Chartered Accountants


 CA Prince Bansal
 (Partner)



Membership No.: 545669
 FRN No:- 005826C/C400276
 Date: 17.10.2022

THE PUNJAB STATE COOPERATIVE SUPPLY & MARKETING FEDERATION LIMITED. CHANDIGARH.

PROFIT & LOSS ACCOUNT FOR THE YEAR 2021-22

Amount in Rs.

PARTICULARS	2021-2022	2020-2021
(A) Activities		
Wheat Activity	-1230,50,211	-1867,15,496
Paddy Activity	-7999,89,084	-14837,65,110
Fertilizer Activity	894,06,765	864,79,131
Cotton Activity	-33,241	-36,964
TOTAL(A)	-8336,65,771	-15840,38,439
(B) Plants & Units		
Khanna Plants	502,07,420	628,31,156
Kapurthala Plant	414,58,403	526,69,837
Gidderbaha Plant	257,56,846	403,74,859
Agro Mohali Pant	421,81,646	452,73,282
Canneries Jalandhar	-33,65,494	-331,35,415
MRM Nawan Shahr	-326,37,752	-150,96,344
TOTAL(B)	1236,01,069	1529,17,375
(C) Others		
AEZ Activity	-20,35,399	-22,25,971
Handloom (Weavco)	-1,13,942	2,26,949
MMCS & Misc Products (Marketing)	0	3,67,483
TOTAL(C)	-21,49,341	-16,31,539
(D) Other Income / Loss		
Misc Income	436,07,546	306,88,826
Income Tax Refund / interest Recd	42,36,360	2,45,505
Trading A/C Assets (Sale)	4,79,747	39,354
Trading A/C Assets (WDV/Cost)	-1,65,423	-38,568
Profit & Loss Adj. A/C(Salary/Banking/Gen)	-2,56,116	-8,16,263
Profit & Loss adj. A/C(ENGG/Mkt.)	-7,80,468	-22,911
TOTAL(D)	471,21,646	300,95,943
Net loss during the Year (A to D)	-6650,92,397	-14026,56,660

(Prem Lata Sharma)
Sr.Accounts Officer(G)

(Anita Singla)
Dy.Chief Accounts Officer(G)

(Pankaj Kansal)
Chief Accounts Officer

(Ramvir, IAS)
Managing Director

