

THE PUNJAB STATE COOPERATIVE SUPPLY AND MARKETING FEDERATION LIMITED CHANDIGARH.

REVISED BALANCE SHEET AS ON 31-3-2018.

L I A B I L I T I E S				A S S E T S			
	SCH	31.3.2018 Amount in Rs.	31.3.2017 Amount in Rs.		SCH	31.3.2018 Amount in Rs.	31.3.2017 Amount in Rs.
I OWN FUNDS				I FIXED ASSETS			
A) SHARE CAPITAL				a) Land & Building, Furniture & Fixtures			
Subscribed & Paid Up Share Capital	"A"	2006,06,650	2006,06,650	Plant & Machinery, Vehicle, etc		12259,51,676	14213,67,864
B) RESERVES & SURPLUS				b) Godowns & Plinths			
Reserves & Surplus	"B"	28074,24,978	28074,24,978			582,66,650	603,72,371
C) PROFIT & LOSS APPROPRIATION				TOTAL (a+b)			
a) Profit & Loss Approp. A/c (Pre. Years Losses)		-205089,50,878	-165427,11,231			12842,18,326	14817,40,235
b) Net Loss during the Year		-37888,27,001	-39662,39,647	II LONG TERM INVESTMENT			
				Shares held of Cooperatives & other institutions			
Total(a+b)		-242977,77,879	-205089,50,878		"J"	1334,38,300	1385,38,300
TOTAL (A+B+C)		-212897,46,251	-175009,19,250	III CURRENT ASSETS			
II CASH CREDIT LIMITS AND LOANS				a) Stock In Trade			
a) Cash Credit Limits With Banks	"C"	101813,16,694	113350,32,935		"K"	194129,98,098	104042,05,954
b) Short Term Loans		0	10000,00,000	b) Loan Advances & Security Deposit			
c) Secured Loan (Handloom)		38,11,800	38,11,800		"L"	343,51,147	737,21,390
					"M"	469,51,717	604,78,101
TOTAL (a+b+c)		101851,28,494	123388,44,735	c) Loan & Advances To Employee			
III CURRENT LIABILITIES & PROVISIONS				d) Sundry Debtors			
a) Security Deposit	"D"	3599,66,132	4387,33,732		"N"	280851,33,324	278620,48,226
b) Sundry Creditors	"E"	17793,42,519	15601,93,642	e) Claims Recoverables			
c) Sundry Payables	"F"	159199,31,220	233193,36,269		"O"	626060,69,891	599417,60,623
d) Prov for Bad & Doubtful Debts	"G"	416,73,839	434,27,859	f) Income Tax Paid & Others			
e) Punjab Govt. RMS & KMS A/c	"H"	351338,20,043	120116,75,494		"P"	13489,60,243	13466,81,468
				g) Pre-Paid Exp & Others			
TOTAL (a+b+c+d+e)		532347,33,753	373733,66,996		"P1"	77,69,884	60,01,047
IV LONG TERM LIABILITIES				TOTAL(a+b+c+d+e+f+g)			
a) Legacy Account Punjab A/c	"H1"	709509,97,785	709994,29,223			1115422,34,294	996948,96,809
				IV CASH IN HAND & AT BANK			
TOTAL (a)		709509,97,785	709994,29,223	a) Current Account			
TOTAL (I TO IV)		1130811,13,781	1032107,21,704		"Q"	551,09,386	16167,27,272
				b) Staff Security Deposit			
						83,03,740	79,48,625
				c) Remittances In Transit			
						578,03,694	2708,62,857
				d) Cash In Hand			
						6,041	7,606
				TOTAL (a+b+c+d)			
						1212,22,861	18955,46,360
				TOTAL (I TO IV)			
						1130811,13,781	1032107,21,704

(Anil Anand)
(ANIL ANAND)
SR.ACCOUNTS OFFICER(G)
(ANIL ANAND)
Sr. AO (Gen)

(V.P. Singh)
(V.P. SINGH)
DY. CHIEF ACCOUNTS OFFICER(G)
Varinder Pal Singh
Sr. CAO

(Pankaj Kansal)
(PANKAJ KANSAL)
CHIEF ACCOUNTS OFFICER
Pankaj Kansal
Chief Accounts

(Rahul Gupta)
(RAHUL GUPTA)
ADDL. MANAGING DIRECTOR(G)
RAHUL GUPTA
A.S.
Addl. Managing Director(G)

(Varun Roojam)
(VARUN ROOJAM)
MANAGING DIRECTOR
Varun Roojam, IAS
M.D., Markfed

AUDITORS' REPORT

As per our report of even date
For TRIVEDI & NIRWANI
Chartered Accountants


(CA Anand Kumar Trivedi)
CA ANAND KUMAR TRIVEDI
(PARTNER)
Membership No. 088128
Firm Reg.No 012069N
Date : 25th MARCH, 2019


THE PUNJAB STATE COOPERATIVE SUPPLY & MARKETING FEDERATION LIMITED. CHANDIGARH.


REVISED PROFIT & LOSS ACCOUNT FOR THE YEAR 2017-2018

Amount in Rs.

PARTICULARS	2017-2018	2016-2017
(A) ACTIVITIES		
WHEAT ACTIVITY	-23255,90,822	-23751,25,278
PADDY ACTIVITY	-17531,27,483	-18704,52,191
FERTILIZER ACTIVITY	859,39,111	853,60,328
COTTON ACTIVITY	-7,49,650	-4,13,313
TOTAL(A)	-39935,28,844	-41606,30,454
(B) PLANTS / UNITS		
KHANNA PLANT	524,37,837	234,26,528
KAPURTHALA PLANT	1014,64,803	465,06,526
GIDDERBAHA PLANT	302,43,794	252,97,810
AGRO MOHALI PLANT	305,84,132	370,57,744
CANNERIES JALANDHAR	-337,17,779	-345,69,078
MRM NAWAN SHAHR	-39,66,775	5,61,187
TOTAL(B)	1770,46,012	982,80,717
(C) AEZ ACTIVITY		
HANDLOOM (Weavco)	-54,26,021	-44,69,580
VERKA PRODUCTS & MMCS (Mktg)	-2,91,188	31,64,094
	2,35,489	94,689
TOTAL(C)	-54,81,720	-12,10,797
(D) OTHERS INCOME / LOSS		
MISC INCOME Sch"TT"	376,66,650	347,03,630
LOSS ON INVESTMENT (FTI LIQUIDATED)	-51,00,000	0
INCOME TAX REFUND / INTEREST RECD	1,66,620	634,04,468
TRADING A/C Assets (Sale)	42,872	13,25,000
TRADING A/C Assets (EXP.) WDV/Cost	-5,475	-10,210
PROFIT & LOSS ADJ. A/C(CW,Salary,GE Sch"S"	1,42,691	-7,63,234
PROFIT & LOSS ADJ. A/C(Mkt.)	2,24,193	-13,38,767
TOTAL(D)	331,37,551	973,20,887
(E) NET LOSS DURING THE YEAR	TOTAL(A+B+C+D) -37888,27,001	-39662,39,647


(ANIL ANAND)


(V.P.SINGH)


(PANKAJ KANSAL)
CHIEF ACCOUNTS OFFICER


(RAHUL GUPTA)
ADDL.MANAGING DIRECTOR(G)


(VARUN ROOJAM)
MANAGING DIRECTOR

SR.ACCOUNTS OFFICER(G) DY.CHIEF ACCOUNTS OFFICER(G)