

**THE PUNJAB STATE COOPERATIVE SUPPLY AND MARKETING FEDERATION LIMITED CHANDIGARH.**

**BALANCE SHEET AS ON 31-3-2019.**

L I A B I L I T I E S				A S S E T S			
	SCH	31.3.2019 Amount in Rs.	31.3.2018 Amount in Rs.		SCH	31.3.2019 Amount in Rs.	31.3.2018 Amount in Rs.
<b>I OWN FUNDS</b>				<b>I FIXED ASSETS</b>			
<b>A) SHARE CAPITAL</b>				<b>"I"</b>			
Subscribed & Paid Up Share Capital	"A"	2006,06,650	2006,06,650	a) Land & Building, Furniture & Fixtures Plant & Machinery, Vehicle, etc		11228,59,099	12259,51,676
<b>B) RESERVES &amp; SURPLUS</b>				b) Godowns & Plinths		548,18,823	582,66,650
Reserves & Surplus	"B"	28074,24,978	28074,24,978	<b>TOTAL (a+b)</b>		<b>11776,77,922</b>	<b>12842,18,326</b>
<b>C) PROFIT &amp; LOSS APPROPRIATION</b>				<b>II LONG TERM INVESTMENT</b>			
a) Profit & Loss Approp. A/c (Pre. Years Losses)		-242977,77,879	-205089,50,878	Shares held of Cooperatives & other Institutions	"J"	1221,63,300	1334,38,300
b) Net Loss during the Year		-15033,24,266	-37888,27,001	<b>III CURRENT ASSETS</b>			
<b>Total(a+b)</b>		<b>-258011,02,145</b>	<b>-242977,77,879</b>	a) Stock In Trade	"K"	473083,58,861	194129,98,098
<b>TOTAL (A+B+C)</b>		<b>-227930,70,517</b>	<b>-212897,46,251</b>	b) Loan Advances & Security Deposit	"L"	346,09,706	343,51,147
<b>II CASH CREDIT LIMITS AND LOANS</b>				c) Loan & Advances To Employee	"M"	413,53,704	469,51,717
a) Cash Credit Limits With Banks	"C"	91497,91,847	101813,16,694	d) Sundry Debtors	"N"	292620,42,067	280851,33,324
b) Short Term Loans		0	0	e) Claims Recoverables	"O"	603104,02,227	626060,69,881
c) Secured Loan (Handloom)		38,11,800	38,11,800	f) Income Tax Paid & Others	"P"	13444,72,686	13489,60,243
<b>TOTAL (a+b+c)</b>		<b>91536,03,647</b>	<b>101851,28,494</b>	g) Pre-Paid Exp & Others	"P1"	68,08,332	77,69,884
<b>III CURRENT LIABILITIES &amp; PROVISIONS</b>				<b>TOTAL(a+b+c+d+e+f+g)</b>		<b>1383080,47,583</b>	<b>1115422,34,294</b>
a) Security Deposit	"D"	6608,31,779	3599,66,132	<b>IV CASH IN HAND &amp; AT BANK</b>			
b) Sundry Creditors	"E"	33522,63,116	17793,42,519	a) Current Account		541,73,677	551,09,386
c) Sundry Payables	"F"	197862,05,835	159199,31,220	b) Staff Security Deposit	"Q"	-87,47,000	83,03,740
d) Prov for Bad & Doubtful Debts	"G"	416,73,839	416,73,839	c) Credit Card Security FDR		40,000	0
e) Punjab Govt. RMS & KMS A/c	"H"	592561,77,302	351338,20,043	d) Remittances In Transit		137,06,174	578,03,694
<b>TOTAL (a+b+c+d+e)</b>		<b>830971,51,871</b>	<b>532347,33,753</b>	e) Cash In Hand		4,691	6,041
<b>IV LONG TERM LIABILITIES</b>				<b>TOTAL (a+b+c+d+e)</b>		<b>766,71,542</b>	<b>1212,22,861</b>
a) Legacy Account Punjab A/c	"H1"	702268,75,346	709509,97,785	<b>TOTAL (I TO IV)</b>		<b>1396845,60,347</b>	<b>1130811,13,781</b>
<b>TOTAL (a)</b>		<b>702268,75,346</b>	<b>709509,97,785</b>				
<b>TOTAL (I TO IV)</b>		<b>1396845,60,347</b>	<b>1130811,13,781</b>				

*Anil Anand*  
(ANIL ANAND)  
SR.ACCOUNTS OFFICER(G)

*V.P. Singh*  
(V.P.SINGH)  
DY.CHIEF ACCOUNTS OFFICER(G)  
**Varinder Pal Singh**  
Dy. CAO  
PB. Markfed

*Pankaj Kansal*  
(PANKAJ KANSAL)  
CHIEF ACCOUNTS OFFICER

*Rahul Gupta*  
(RAHUL GUPTA)  
ADDL. MANAGING DIRECTOR(G)

*Varun Roojam*  
(VARUN ROOJAM)  
MANAGING DIRECTOR

**AUDITORS' REPORT**  
ST. AO (Gen)

As per our report of even date  
For Goyal Parul & Co.  
Chartered Accountants



**CA VIJAY KUMAR**  
(PARTNER)  
Membership No. 506042  
Firm Reg.No 016750N  
Date : 22/10/2019

**RAHUL GUPTA**  
P.C.S.  
Addl. Managing Director (G)

**Varun Roojam, IAS**  
M.D., Markfed





**THE PUNJAB STATE COOPERATIVE SUPPLY & MARKETING FEDERATION LIMITED. CHANDIGARH.**

**PROFIT & LOSS ACCOUNT FOR THE YEAR 2018-2019**

Amount in Rs.

PARTICULARS	2018-2019	2017-2018
<b>(A) ACTIVITIES</b>		
WHEAT ACTIVITY	-4367,08,576	-23255,90,822
PADDY ACTIVITY	-12366,33,611	-17531,27,483
FERTILIZER ACTIVITY	916,32,296	859,39,111
COTTON ACTIVITY	-11,76,105	-7,49,650
<b>TOTAL(A)</b>	<b>-15828,85,996</b>	<b>-39935,28,844</b>
<b>(B) PLANTS / UNITS</b>		
KHANNA PLANT	347,10,765	524,37,837
KAPURTHALA PLANT	687,73,354	1014,64,803
GIDDERBAHA PLANT	331,67,279	302,43,794
AGRO MOHALI PLANT	244,01,933	305,84,132
CANNERIES JALANDHAR	-174,29,090	-337,17,779
MRM NAWAN SHAHR	-1157,84,703	-39,66,775
<b>TOTAL(B)</b>	<b>278,39,538</b>	<b>1770,46,012</b>
<b>(C) AEZ ACTIVITY</b>		
HANDLOOM (Weavco)	-51,36,585	-54,26,021
VERKA PRODUCTS/MMCS & Others(Mktg)	-20,23,317	-2,91,188
	2,10,601	2,35,489
<b>TOTAL(C)</b>	<b>-69,49,301</b>	<b>-54,81,720</b>
<b>(D) OTHERS INCOME / LOSS</b>		
MISC INCOME Sch" T"	419,39,102	376,66,650
LOSS ON INVESTMENT (FTI LIQUIDATED)	0	-51,00,000
INCOME TAX REFUND / INTEREST RECD	0	1,66,620
TRADING A/C Assets/Investment (Sale)	277,68,152	42,872
TRADING A/C Assets/investment (WDV/Cost)	-113,42,481	-5,475
PROFIT & LOSS ADJ. A/C(CW,Salary,GEN) Sch" S"	3,41,659	1,42,691
PROFIT & LOSS ADJ. A/C(Mkt.)	-34,939	2,24,193
<b>TOTAL(D)</b>	<b>586,71,493</b>	<b>331,37,551</b>
<b>(E) NET LOSS DURING THE YEAR TOTAL(A+B+C+D)</b>	<b>-15033,24,266</b>	<b>-37888,27,001</b>

  
 (ANIL ANAND)  
 SR.ACCOUNTS OFFICER(G)

  
 ( V.P.SINGH )  
 DY.CHIEF ACCOUNTS OFFICER(G)


Varinder Pal Singh  
 Dy. CAO

(ANIL ANAND)  
 Sr. AO (Gen)




  
 (PANKAJ KANSAL)  
 CHIEF ACCOUNTS OFFICER

Pankaj Kansal  
 Chief Accounts Officer

  
 ( RAHUL GUPTA )  
 ADDL.MANAGING DIRECTOR(G)

RAHUL GUPTA  
 P.C.S.  
 Addl. Manager (G)

  
 ( VARUN ROOJAM )  
 MANAGING DIRECTOR

Varun Roojam  
 M.D.